

Financial Report

Cameron Park Airport District

Board Meeting

March 25, 2024

Prepared by Director Terry Bohlen

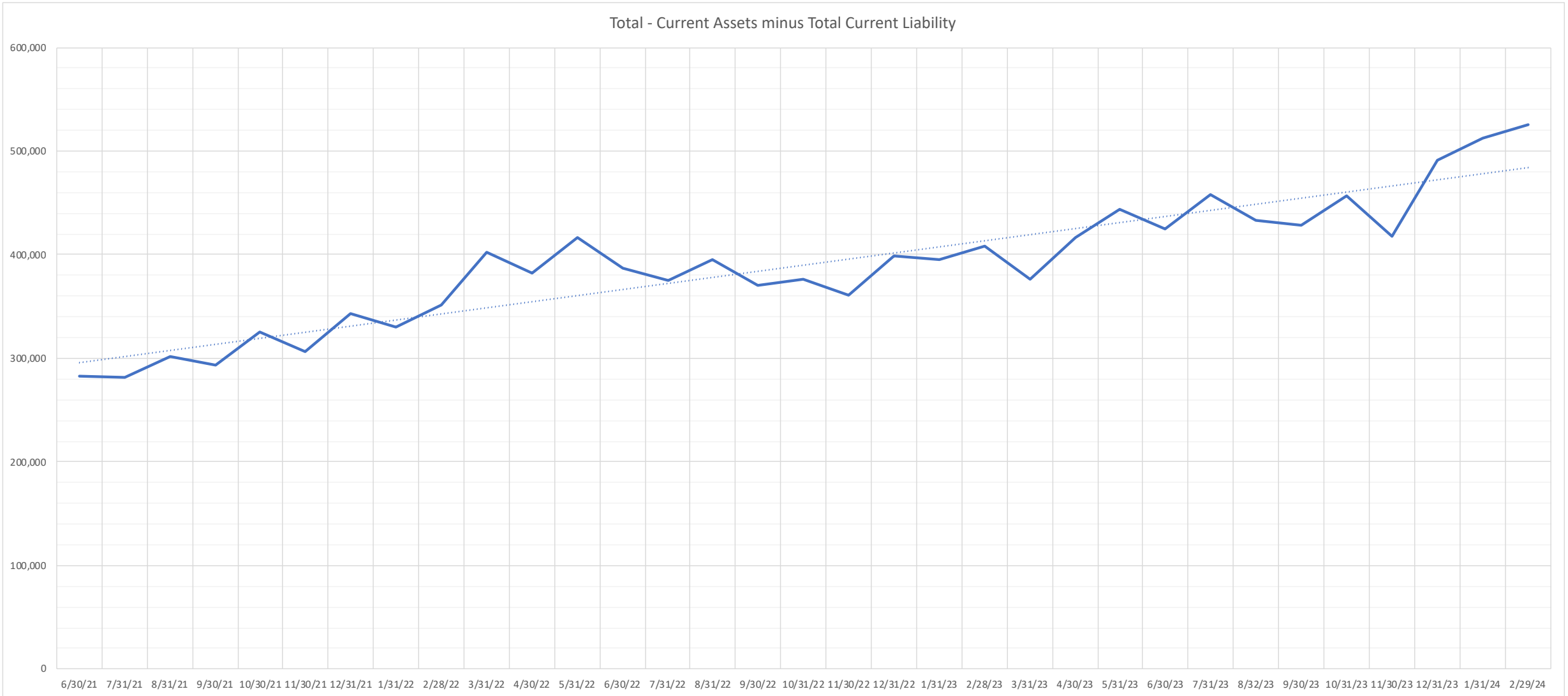
Report – February 2024 Financials

- CPAD Balance Sheet
- Assessment District Balance Sheet
- Profit & Loss Budget
- The Big Picture
 - Overall Financial Status
 - Reference excel Sheet
- Plans & Recommendations
- Upcoming Major Expenses

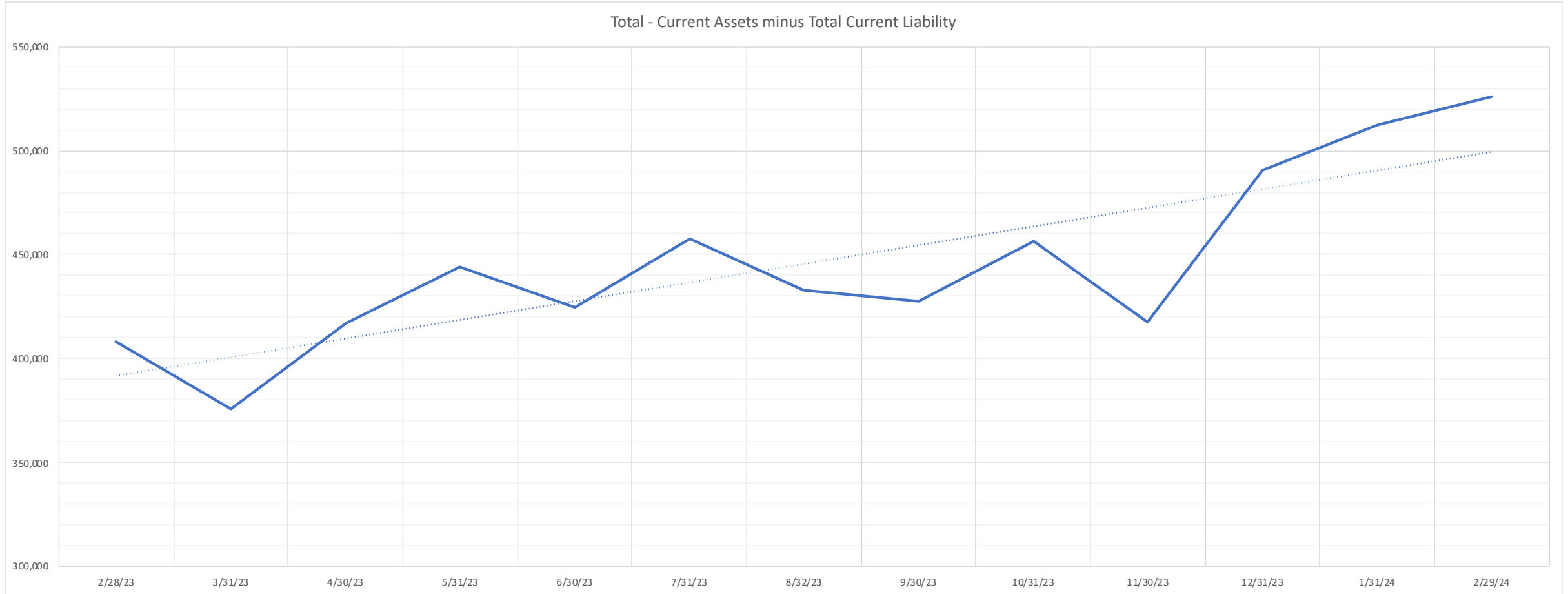
CPAD Balance Sheet History & Trends

	FY 2022/23					FY 2023/24							
	Feb	Mar	Apr	May	Jun	Jul	Aug	Sept	Oct	Nov	Dec	Jan	Feb
1023 - Restricted Airport Reserve (Airfield)	26,436	26,436	26,436	26,437	26,437	26,438	26,438	26,439	26,439	26,440	26,440	26,441	26,441
1125 - Restricted Street Maintenance	65,520	65,521	65,523	65,524	65,525	65,526	65,527	80,708	80,710	80,711	80,712	80,714	80,715
Total Restricted Accounts	91,956	91,958	91,959	91,961	91,962	91,964	91,965	107,147	107,149	107,151	107,152	107,154	107,156
1110 - Cash- El Dorado County Treasury	4,240	6,509	62,245	-5	-5	-5	-5	362	12,877	23,280	119,370	5,580	10,103
1121 - Cash - General Checking	130,643	146,519	141,203	207,076	154,392	162,669	159,109	192,942	183,239	178,301	178,368	291,072	228,695
1150 - Petty Cash on Hand	200	200	200	200	200	200	200	200	200	200	200	200	200
Total Checking Savings	318,995	337,144	387,565	391,192	338,512	346,792	343,235	407,798	410,614	416,082	512,242	511,161	453,310
1200 - Accounts Receivable	-5,135	-2,016	-3,182	-1,409	7,487	909	-9,518	-7,953	-9,167	-9,843	-4,814	-667	-3,359
1204 - Accounts Receivable - gas	100,561	48,198	75,644	101,273	85,366	115,934	106,252	36,221	69,452	56,120	75,772	96,075	110,382
1205 - Due from Assessment District	0	0	0	0	0	0	0	0	1,632	0	0	0	0
1499 - Undeposited Funds	0	0	0	0	0	265	0	95	-2,201	0	0	0	0
Total Current Assets	414,421	383,326	460,027	491,057	431,365	463,899	439,968	436,161	470,330	462,358	583,201	606,569	560,332
Total Current Liabilities	6,028	7,453	43,128	46,840	6,614	6,151	7,093	8,324	13,752	17,822	65,683	67,870	8,358
2516 - Equipment Loan Payable - Tractor	0	0	0	0	0	0	0	0	0	26,727	26,727	26,296	25,892
Total Liabilities	6,028	7,453	43,128	46,840	6,614	6,151	7,093	8,324	13,752	44,549	92,411	94,166	34,250
2411 - Due to Assessment District	451	1,805	37,453	41,063	0	0	0	1,805	7,236	11,310	59,491	61,302	1,810
Total - Current Assets minus Total Current Liability	408,393	375,873	416,899	444,217	424,751	457,748	432,876	427,836	456,577	417,809	490,790	512,402	526,082
Change from Prior Month	12,875	-32,520	41,026	27,318	-19,466	32,997	-24,872	-5,039	28,741	-38,768	72,981	21,612	13,680
Total change 6/2019 to 2/2024													353,484
Total change 6/2021 to 2/2024													243,134
Rolling 6-month changes	57,223	-26,947	34,746	27,542	38,084	82,692	37,374	57,930	80,476	56,789	92,064	116,885	117,689
Rolling 12-month changes	12,891	5,967	40,797	83,197	26,025	62,231	24,483	51,963	39,679	-26,408	66,039	54,654	93,206

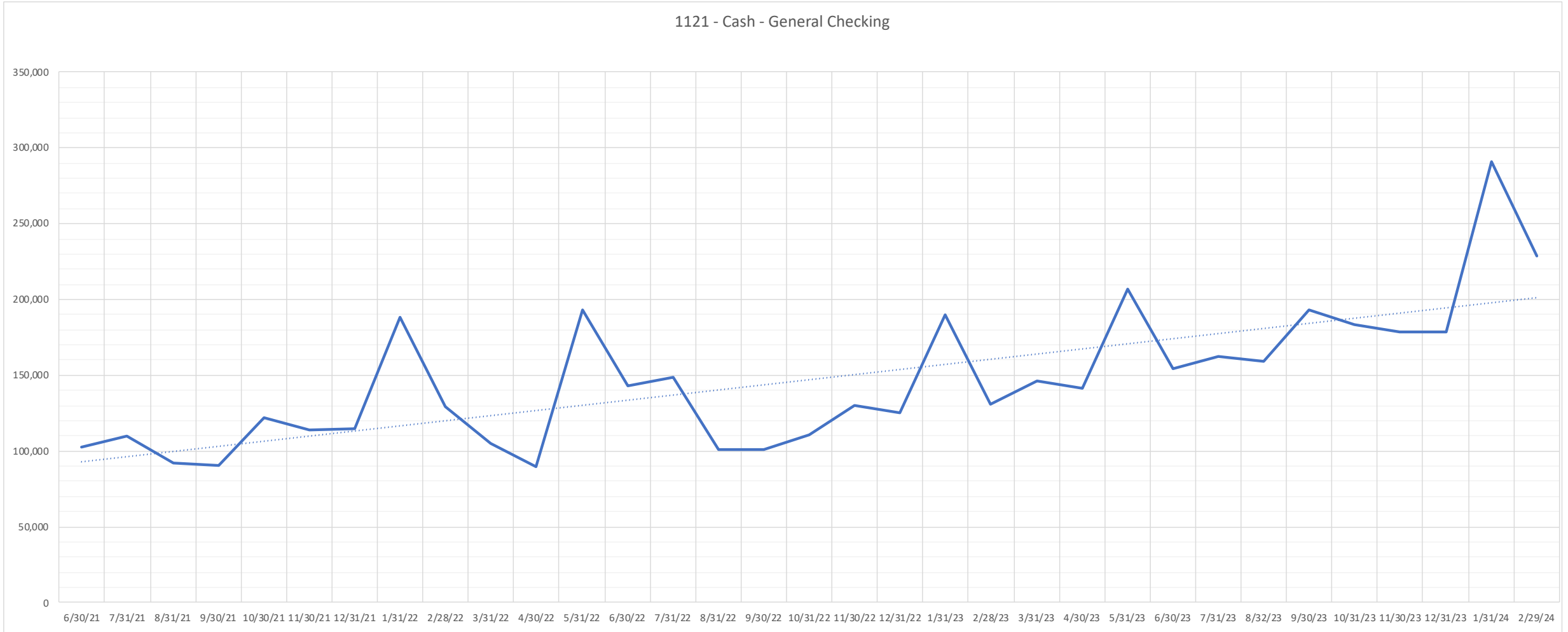
Assets minus Liability & Trend June 2021 to Feb 2024



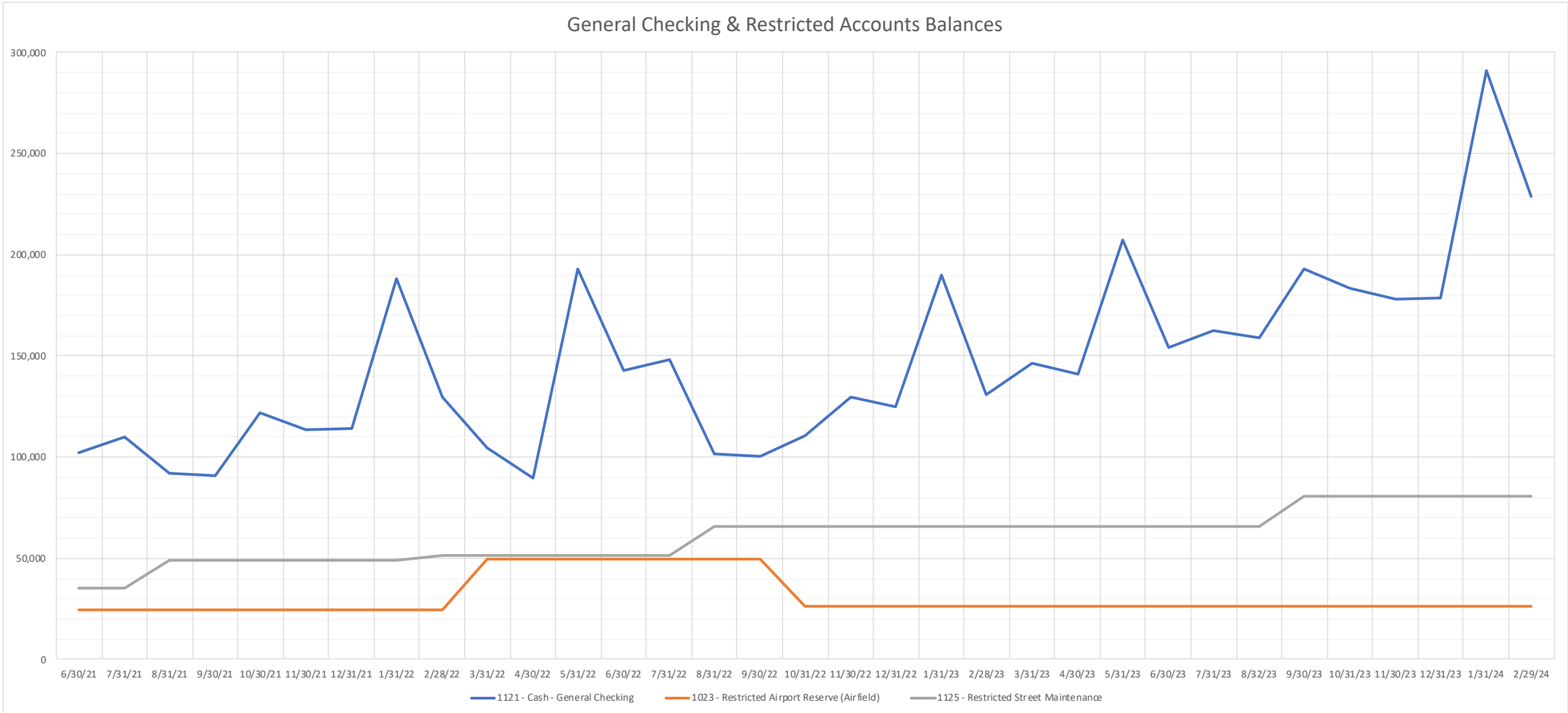
Assets minus Liability Trend – Feb 2023 to Feb 2024



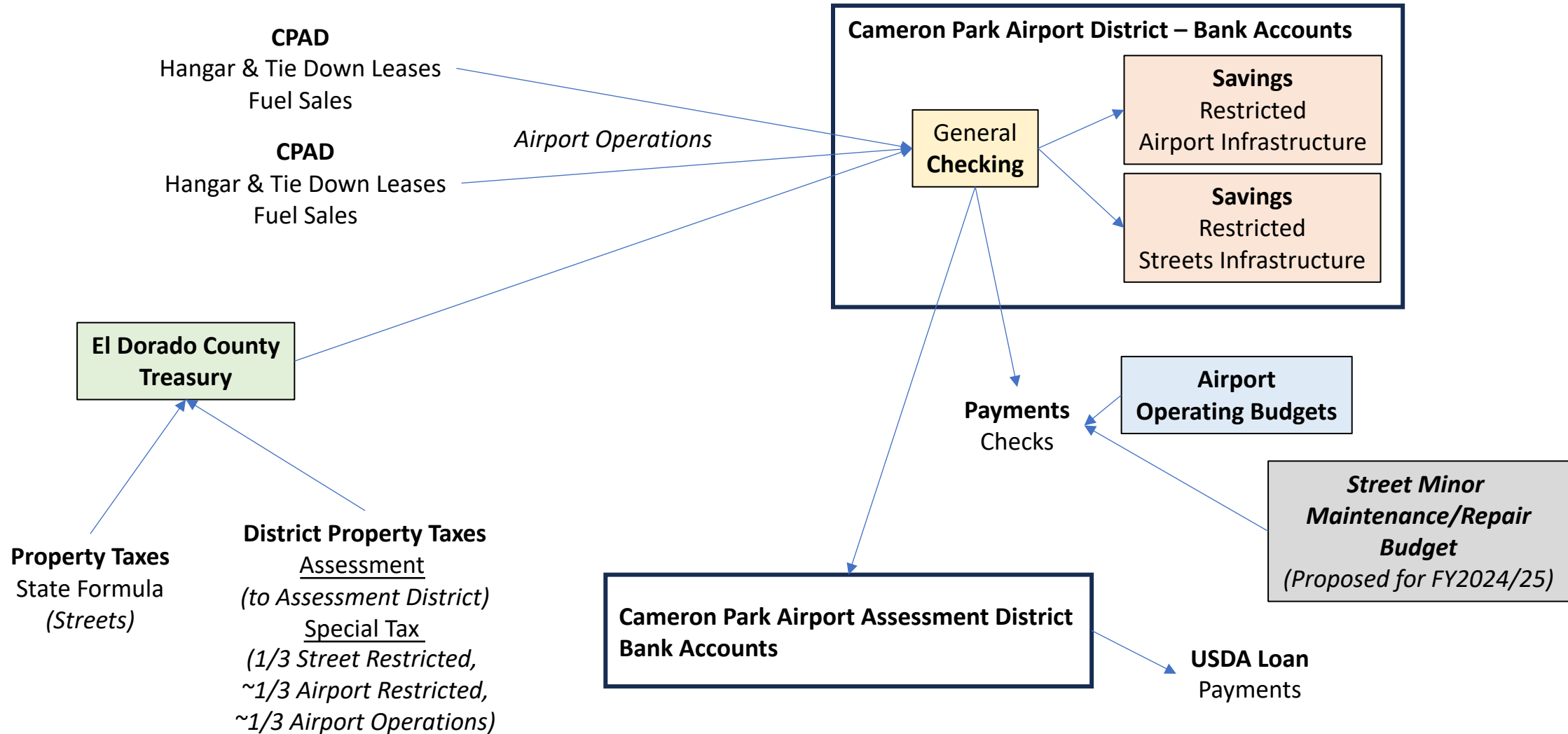
Cash – General Checking & Trend



General Checking & Restricted Accounts Balances



CAPD Money Flow



Proposed CPAD Polices

- Money Flow into CPAD
 - Incoming funds mandated allocations
 - Assessment District, Street Restricted
 - Airport Operations and Airport Restricted
 - Allocation of funds into restricted accounts & street minor maintenance budget
 - Process to change allocation of Airport between operations and restricted
- Restricted Accounts - Definitions, use, and process to approve expenditures
 - Sustain Infrastructure – maintenance & repairs
 - Ensure proposed spending (likely \$100K+) are well vetted, compliance with polices. *Example; TBD months notice, public hearing before board approval*

Airport & Street Budgets

- Budgets must be kept separate
- Required for FAA funding: Airport Layout Plan, Residential Through the Fence Plan

Supplemental Information

Plans and Recommendations

- Per Measure J, begin allocation of incoming funds from EDC to Restricted Airport and Street Accounts
- Streets
 - Create new general street maintenance & repair budget to handle low dollar items (signs, minor payment repairs, painting, access gate repairs and maintenance.
 - Like restricted airport account, the restricted street account is intended for major infrastructure maintenance, repair and replacement.
- New CPAD Policy will define restricted accounts, use and process for funding and spending restricted accounts.
 - Tracking under old business
 - Board approval at TBD meeting
- Put some/most of restricted accounts into CDs?
 - Need research
 - Board approval at TBD meeting

Upcoming Major Expenses

- Street slurry seal and restriping
 - ~ \$200,000
 - Depend on funds accumulating in the restricted street account
 - Grows approximately \$40,000 - \$50,000 per year with Measure J and EDC property tax (not special tax) & PC&R

Restricted Street Account		
Year	Balance	Spend
Beginning Balance Feb-2024	\$ 80,714	
Approximate Growth Rate per year	\$ 45,000	
2025	\$ 125,714	
2026	\$ 170,714	
2027	\$ 215,714	\$ 200,000
2028	\$ 60,714	
2029	\$ 105,714	
2030	\$ 150,714	
2031	\$ 195,714	
2032	\$ 40,714	\$ 200,000
2033	\$ 85,714	
2034	\$ 130,714	
2035	\$ 175,714	
2036	\$ 220,714	
2037	\$ 265,714	

Upcoming Major Expenses

- Airport Layout Plan
 - TBD – Likely \$100K+

Coming Up

- FY 2024/2025 Budget
 - FY ends July 31
- At June regular CPAD Board Meeting – proposed FY24/25 budget present for board review and discussion
- At July CPAD Board Meeting - proposed budget, with update from June meeting, presented for board approval and adoption of resolution.